

ABSTRACT SUBMISSION

Category: Free Papers and Posters

Last date for abstract submission: 1st June 2017 for Free Papers, and 1st July 2017 for Posters.
For details please see website.

REGISTRATION FEE

Type	Till 31-3-2017	1-4-2017 to 30-6-2017	From 1-7-2017 / Spot
Consultants	₹ 5,000/-	₹ 6,000/-	₹ 7,000/-
Postgraduates	₹ 3,500/-	₹ 4,000/-	₹ 5,000/-
Accompanying Persons	₹ 3,000/-	₹ 3,000/-	₹ 3,000/-

- Registration does not include accommodation.
- Counter signature with seal from HOD on the registration form or certificate is necessary for post graduate registration

PAYMENT DETAILS

- Online payment details:

Account No.: 8633101401191 **Account Name:** 'PLASTIC SURGERY DEPT.'

Name of the Bank: CANARA BANK **Branch:** MANGALORE A. J. HOSPITAL CAMPUS
BRANCH IFSC code: CNRB0008633

- Payments can be made by Bank Draft / At Par cheque payable at Mangalore favouring 'PLASTIC SURGERY DEPT'.

ACCOMMODATION DETAILS*

Hotel	Distance from venue	Tariff - Standard a/c per night (inclusive of tax) Single / double	Website / Phones	Facility
Motimahal ★★★★	4.8km	₹ 2500 Single ₹ 3388 Double	www.motimahalmangalore.com 0824-2441411	Central a/c, Wi-Fi, Complimentary breakfast, Swimming Pool Check in / Check out 24 hrs.
BMS ★★★	0.3km	₹ 2541 Single ₹ 3050 Double	www.hotelbms.com 0824-2988777/ 2985777	Central a/c, Wi-Fi, Complimentary breakfast, Check in / Check out 24 hrs.
Deepa Comforts ★★★	2.2km	₹ 3200 Single ₹ 3872 Double	www.hoteldeepacomforts.com 0824-2497101 - 05	Central a/c, Wi-Fi, Complimentary breakfast, Check in / Check out 24 hrs.


- Tariff Offered is specially negotiated package for the conference.
- Details of the hotels can be accessed from their websites.
- Transport will be provided for the above hotels
- No advance payment required

Conference Secretariate:

Dr. Dinesh Kadam

Prof. & Head, Dept. of Plastic & Reconstructive Surgery
A. J. Hospital & Research Centre
Kuntikana, Mangalore - 575 004
D. K., Karnataka

Phone : Dr. Dinesh Kadam 98863 12711
Dr. Sanath Bhandary 94805 75383
Dr. Gautham Shetty 94496 64633
Dr. Rajesh Hukkeri 70192 08752
Email : brachialcon2017@gmail.com
Website : www.brachialcon2017.org



BRACHIALCON 2017

9th Biennial
National Conference of
Brachial Plexus Surgery
Group of India

28 - 30th July 2017



Venue:

**A. J. Institute of
Medical Sciences &
Research Centre**
Kuntikana, Mangalore, Karnataka

Organised by:

**Department of Plastic &
Reconstructive Surgery**
AJIMS & RC, Mangalore

www.brachialcon2017.org

BRACHIALCON 2017

9th Biennial National Conference of Brachial Plexus Surgery Group of India

Dear Delegate,

It gives me immense pleasure to welcome you to the 9th Biennial Conference of Brachial Plexus Surgery Group of India (BPSGI) at Mangalore. The meetings of BPSGI are held once in two years, and it's our privilege to host this meeting.

The dedicated BPSGI is in existence since 2003, providing a platform for scientific advancement and improved patient care. During this period, there has been an explosive growth globally with some procedures finding its place firmly, to form a standard protocol, while lot others, still under the scrutiny of reproducible results. We therefore need to deliberate and take relook at various strategies, share experience, welcome new ideas and guide in making right decisions. Keeping in mind the needs of the novice surgeon as well as accomplished ones, the program is designed to deliver to everyone. Accordingly, we have invited renowned international and national faculty, so that each meeting becomes a step higher in learning than the previous.

Mangalore is an exquisite, well-known coastal city of Karnataka connected well by air, train, road and also by port. It is multicultural, multi linguistic and a multi cuisine city of rich heritage with plenty of worth visiting places nearby. It is also a busy medical hub, with seven medical colleges in the city and a number of medical institutions and professionals, who are looking forward to this meeting.

We have made elaborate arrangements for a memorable meeting to provide rich scientific as well as social and cultural experience. We look forward to receive you in Mangalore. Please feel free to contact us for any information.

Dr. Dinesh Kadam
Organising Chairman

Organising Committee

Dr. Sanath Bhandary
Org. Secretary

Dr. Gautham Shetty
Treasurer

Dr. Rajesh Hukkeri
Hospitality


Patrons:

Shri Prashanth Shetty
Vice President
Laxmi Memorial Education Trust

Dr. A. J. Shetty
Chairman, A. J. Group of Institutions
Dr. Ashok Hegde
Dean
A. J. Institute of Medical Sciences

Dr. Prashanth Marla
Medical Director
A. J. Hospital & Research Centre


The Venue:



A. J. Institute of Medical Sciences



A. J. Hospital & Research Centre



A. J. Institute of Dental Sciences

BRACHIAL PLEXUS SURGERY GROUP OF INDIA

Office Bearers:

Prof. R. Venkataswamy
Founder President
Dr. G. Balakrishnan
Trustee

Dr. P. S. Bhandari
President
Dr. Anil Bhatia
Immediate Past President

Dr. V. Purushothaman
Vice President
Dr. Rajendra Nehete
Secretary

Council Members:

Dr. Ashok Koul

Dr. Dinesh Kadam

Dr. Sundeep Vijayaraghavan

Dr. G. S. K

INVITED INTERNATIONAL FACULTY



Alex Muset Lara
Barcelona, Spain



Prof. Shufeng Wang M. D.
Beijing Ji Shui Tan Hospital



Prof. Tarek El Gammal
Egypt

TENTATIVE SCIENTIFIC PROGRAM

28th JULY 2017, FRIDAY (DAY-1)

- | | |
|---|---|
| <p>1. Registration</p> <p>SESSION 1 (Video included)</p> <p>2. Introduction: Pathology of brachial plexus in post-traumatic and obstetrical brachial plexus injuries.</p> <p>3. Diagnosis: clinical picture, role and timing of investigations.</p> <p>4. Types of reconstruction: nerve grafting, nerve transfers, nerve transfers + tendon transfers, free muscle transfers.</p> <p>5. Importance of direct repairs to roots - Shufeng Wang</p> <p>SESSION 2 Birth Palsy</p> <p>6. Timing of surgical reconstruction</p> | <p>7. Types of reconstruction in partial birth palsies - Tarek El Gammal</p> <p>8. Types of reconstruction in total birth palsies</p> <p>SESSION 3 Discussion - Birth palsy</p> <p>9. Round table discussion on strategies in partial birth palsies - formal exploration and systematic reconstruction, nerve transfers alone, some nerve transfers without excision of neuroma.</p> <p>10. Role of free muscle transfers in birth palsies - Tarek El Gammal</p> |
|---|---|

29th JULY 2017, SATURDAY (DAY-2)

- | | |
|---|---|
| <p>SESSION 1</p> <p>1. Evaluation of secondary deformities at the shoulder in birth palsies</p> <p>a. Clinical</p> <p>b. Radiological</p> <p>2. Strategies in correction of shoulder deformities.</p> <p>3. Timing and methods of restoration of wrist dorsi flexion.</p> <p>4. Correction of supination deformity and radial head dislocation.</p> <p>SESSION 2 Adult Palsy</p> <p>1. Changing scenario of treatment of total palsies (post-traumatic)</p> | <p>a. Introduction:</p> <p>b. Method and importance of achieving direct approximation with root stumps - Shufeng Wang</p> <p>c. Restoration of prehension - Shufeng Wang</p> <p>2. Indian experience</p> <p>3. Role of free muscle transfers in current practice.</p> <p>SESSION 3 Free papers</p> <p>SESSION 4</p> <p>1. Late nerve reconstruction.</p> <p>2. Salvage - late presentation or failure of primary reconstruction.</p> <p>3. Role of shoulder fusion.</p> |
|---|---|

30th JULY 2017, SUNDAY (DAY-3)

- | | |
|--|---|
| <p>SESSION 1 Partial Adult Palsy</p> <p>1. Partial post-traumatic palsies: Distal nerve transfers - techniques and results.</p> | <p>2. Role of tendon transfers.</p> <p>3. Role of free muscle transfers.</p> <p>Free Papers / Invited Lectures</p> |
|--|---|